


# EKOion

## Ionizer for supply air duct



EKOion has developed ionization equipment that effectively ionises and purifies indoor air.

With a corona discharge, the electron tube releases electrons that ionize the surrounding air's oxygen molecules so that they become negatively charged oxygen ions. The number of oxygen ions varies according to the length, voltage and air velocity of the tube over the tube.

With our products you purify the air from particles, bacteria and viruses and neutralize odors, while also contributing to your well-being you also have the opportunity to lower your energy costs.

With EKOion's products, we clean the air in the room, without having to replace it with cold outdoor air. With our technology, the need for over-ventilation disappears.

With our saddle-mounted ionization equipment, we supply a fully operational-ready ionization unit for mounting in supply air duct. By ionizing the oxygen molecules in the supply air duct, we supply the room with fresh and clean air. The air is cleaned where it is soiled.

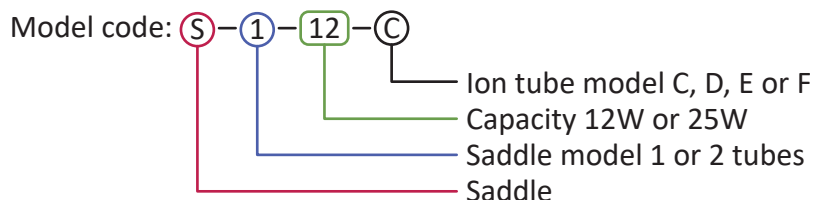
The saddle is mounted on the supply air duct with the ionization tube pointing towards the air flow, for spiro ducts, attachments are sold as accessories.

For optimum sizing of oxygen ions, an air velocity of 5m / s is recommended in the duct where the saddle is mounted.

The ionization unit is supplied with a mounted pressure switch which manages the start / stop of the unit. On the power supply unit is an indicator light that glows red when the unit is in operation. The power supply unit is also equipped with a potential-free alarm contact. No other locking or starting equipment is necessary, just plug the plug into a 230V outlet.

The ionization tube is sold with a one-year operating guarantee. In order to maintain guaranteed function, the electron tube should be replaced after approx. 8500 hours of operation or two years.

EKOion Electron tubes are 100% recyclable. When ordering new pipes as spare parts, the exchanged pipes are advantageously sent back to EKOion, which sorts and recycles.



Model	Rec. Airflow	Rec. Use	EKOion's classification
S-1-12-X	70-700 l/s	Offices, Stores, Housing etc	ZERO
S-1-25-X	70-700 l/s	Wastewater treatment plant, industry, recycling etc	LOW
S-2-12-X	140-1400 l/s	Offices, Stores, Housing etc	ZERO
S-2-25-X	140-1400 l/s	Wastewater treatment plant, industry, recycling etc	LOW

EKOion AB  
Fiskhamnsgatan 8E  
414 58 Gothenburg  
Sweden

bestallingning@ekoion.se  
www.ekoion.se

EKOion has developed ionization equipment that effectively ionises and purifies indoor air.

With a corona discharge, the electron tube releases electrons that ionize the surrounding air's oxygen molecules so that they become negatively charged oxygen ions. The number of oxygen ions varies according to the length, voltage and air velocity of the tube over the tube.


With our products you purify the air from particles, bacteria and viruses and neutralize odors, while also contributing to your well-being you also have the opportunity to lower your energy costs.

With EKOion's products, we clean the air in the room, without having to replace it with cold outdoor air. With our technology, the need for over-ventilation disappears.


## ACM

### Assembly, Calibration and Maintenance

- 01** When designing an ionization plant, a qualified EKOion installer should always be consulted. see [www.ekoion.se](http://www.ekoion.se) for more info.
  - Great emphasis should be placed on the following questions
    - What does the facility serve?
    - What is the existing ventilation flow to the plant per hour?
    - Where is the most suitable saddle placement? Rec. speed in the channel 5 m/s.
- 02** Never work with voltage on.
- 03** Screw in the supplied electron tubes into their socket. (see picture 1)
- 04** Check that the ground plate has good contact with the outer surface of the electron tube. (see picture 2)
- 05** The saddle is mounted directly on a rectangular channel, with the electron tube pointing towards the air direction. when mounting on a spiro duct, there are fittings plugs as an accessory.
- 06** Great emphasis should be placed on sealing leakage flows between saddle and channel.
- 07** Before commissioning, the total flow in the duct is checked to ensure that the air flows are those for which the saddle is designed. In conjunction with the flow measurement, the static pressure in the duct is checked.
- 08** The mounted pressure switch is set to about: 10% below the measured static pressure in the duct.
- 09** Insert the plug to the outlet.
- 10** No work with the electron tube must be done with the voltage on! The casing of the electron tube is live with up to 3000 volts.
- 11** The red indicator light is now on and the system is in operation.
- 12** Check the indoor climate in serving rooms both at start-up and recurring approx. every 3 months. Possible ion scents indicate an excess of oxygen ions in the premises and ion production should be limited.
- 13** The ionization tube comes with a one-year operating guarantee. In order to maintain guaranteed function, the electron tube should be replaced after approx. 8500 hours of operation or two years.
- 14** When replacing the ionization tube, only the plate on which the transformer is attached must be removed. Then the entire transformer is pulled straight out until the ionization tube is completely out. Remember to always work without tension.
- 15** EKOion's ionization units are advantageously ordered together with a service agreement, where the supplier undertakes to make at least 2-4 service visits / year.



Picture 1



Picture 2